

Stand-Up Bases

Stand-up bases allow a wide variety of blocks to be held upright, swivel freely, or pivot so lines have a fair lead under load.

Ball and Socket Swivel Bases

The ball-and-socket design lets blocks articulate up to 45 degrees and swivel freely. The 460 and 461 bases (high-load versions of the 010 and 029) have stainless steel reinforcement plates to handle the high load capacities of 57 mm and 75 mm Carbo blocks. Bases may be fitted with springs, but blocks won't hit the deck without them.

Stanchion Mount Base

The 061 stanchion mount base attaches blocks to 7/8 in or 1 in (22 or 25 mm) stanchions or pulpits and is often used to lead furling lines to the cockpit. Allows blocks to swivel and pivot for fairleads.

Midrange Cruising ESP Stand-Up

Use the 1634 stand-up base with Midrange blocks and 57 mm or 75 mm Cruising ESP blocks. Block headpost fits into socket without shackle. The low-profile design is ideal for mastbase and halyard lead blocks.

Springs

Springs support blocks on padeyes, eyestraps, bases, and traveler cars, and prevent blocks from hitting the deck.

Stand-Up Boots

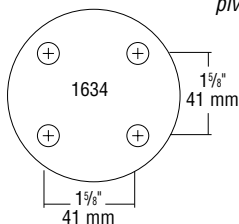
Made of durable, flexible PVC, stand-up boots hold blocks up without snagging lines. The 369 fits 40 mm and 57 mm Carbo and Black Magic® blocks. The 370 fits 75 mm Carbo blocks.

Blocks will not hit deck

Accepts a variety of blocks

Low-profile design

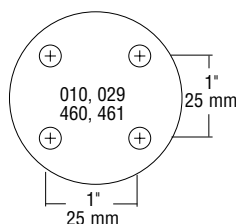
Swivels and pivots freely



Midrange and ESP Cruising block stand-up base



1634



010
029



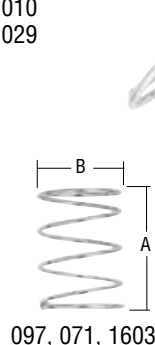
460
461




061



369
370



097, 071, 1603



077

Bases

Part No.	Description	Height		Weight		Base Ø		Inside socket Ø		Pin Ø		Maximum working load		Breaking load		Use with
		in	mm	oz	g	in	mm	in	mm	in	mm	lb	kg	lb	kg	
010	Ball/socket*	1 3/4	44	3	85	2 1/8	54	3/8	10	3/16	5	400	181	1300	590	2.25"/Little Fiddle/ratchets
029	Large ball/socket*	2	51	4	113	2 1/8	54	7/16	12	1/4	6	400	181	1300	590	Fiddle/3.00" cruiser/ratchets
061	Stanchion mount	1 1/4	32	2	57	—	—	3/8	10	3/16	5	350	159	—	—	Bullet/Big Bullet/2.25"/ratchets
460	Ball/socket/high-load*	1 3/4	44	4	113	2 1/8	54	3/8	10	3/16	5	800	363	2500	1134	57 mm Carbo
461	Large ball/socket/high-load*	2	51	4.5	128	2 1/8	54	7/16	12	1/4	6	1000	454	2500	1134	75 mm Carbo
1634	Midrange/Cruising ESP stand-up**	1 1/16	49	9	255	2 7/8	73	3/16	15	3/16	8	3500	1588	7000	3175	Midrange/Cruising ESP

Base accessories

Part No.	Description	Weight		A		B		Shackle pin Ø	
		oz	g	in	mm	in	mm	in	mm
071	Stand-up spring	.32	9.1	2	51	7/8	22	—	—
077	DN adaptor	2.4	69	1/4	32	1 1/16	17	3/16	5
097	Small stand-up spring	.13	3.7	1	25	3/4	19	—	—
369	Small stand-up boot	.45	12.7	2	51	1 9/16	40	—	—
370	Large stand-up boot	1.1	30.8	2 3/8	67	2 3/16	55	—	—
1603	Midrange stand-up spring	.74	21	2 1/2	64	1 3/8	35	—	—

*#10 (5 mm) FH fasteners **1/4" (6 mm) RH fasteners