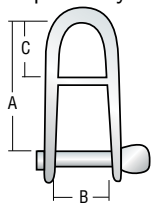


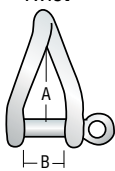
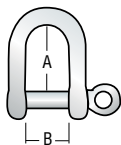
# Stainless Steel Shackles

## Forged Shackles

Captive Halyard



Twist



2107



2104, 2111  
2118



2106



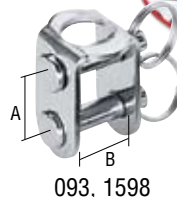
2105, 2112  
2119, 2125

## Stamped Shackles




072  
138  
246

## U-Adaptors



093, 1598



463

## Snap Shackles



111  
112



1584



Fusion 40 — Fusion Catamarans photo

Part No.	Description	Shackle pin Ø		Weight		A		B		C		Maximum working load		Breaking load	
		in	mm	oz	g	in	mm	in	mm	in	mm	lb	kg	lb	kg
<b>Long</b>															
2104	5 mm	3/16	5	.78	22	1 1/2	38	3/8	10	—	—	1190	540	2380	1080
2111	6 mm	1/4	6	1.34	38	1 1/4	44	1/2	13	—	—	1650	750	3300	1500
2118	8 mm	5/16	8	3.01	85.5	2 1/4	57	5/8	16	—	—	3040	1380	6080	2760
<b>Twist</b>															
2105	5 mm	3/16	5	.78	22	1 7/8	37	3/8	10	—	—	1190	540	2380	1080
2112	6 mm	1/4	6	1.12	32	1 1/8	29	1/2	12	—	—	1650	750	3300	1500
2119	8 mm	5/16	8	1.84	52	1 5/8	41	11/16	17	—	—	3040	1380	6080	2760
2125	10 mm	13/32	10	4.96	140.5	1 7/8	48	3/4	19	—	—	4870	2210	9740	4420
<b>Large Open</b>															
2106	5 mm	3/16	5	.88	25	1 5/8	33	13/16	20	—	—	770	350	2200	1000
<b>Captive Halyard</b>															
2107	5 mm	3/16	5	1.12	32	1 3/8	35	9/16	14	3/16	14	1190	540	2380	1080
<b>Stamped Shackles</b>															
072	Small	3/16	5	.29	8	1/2	12	7/16	11	—	—	1250	567	2500	1134
138	Large	1/4	6	.54	15.5	11/16	17	5/8	16	—	—	1500	680	3000	1360
246	Micro	5/32	4	.18	5	7/16	11	3/8	9	—	—	600	270	1200	545
<b>Snap Shackles</b>															
111	Snap shackle	3/16	5	3	85	2 9/16	65	—	—	—	—	1000	454	2000	907
112	Large Snap shackle	1/4	6	4.5	128	3 3/8	86	—	—	—	—	1500	680	3000	1361
1584	Midrange Snap shackle	5/16	8	4	113	3 1/8	78	—	—	—	—	1800	816	3600	1633
<b>U-adaptors</b>															
093	U-adaptor	3/16	5	.48	13.6	1/2	12	7/16	11	—	—	1250	567	2500	1134
463	U-adaptor	3/16/1/4	5/6	.58	16.3	9/16	14	13/32	10	—	—	1250	567	2500	1134
1598	Midrange U-adaptor	5/16	8	1.57	44.4	1/2	12	7/8	22	—	—	1800	817	3600	1633

DO NOT use Harken equipment for human suspension.