

System C

Track

Track is extruded from high-grade 6061-T6 aluminum and Hardkote-anodized for a hard, long-lasting surface. 3853 track mounts to mast using a unique slug system that allows mast-up installation.

For masts without internal sail track, attach 3154 or 3162 Big Boat traveler track by drilling and tapping the spar. Join track sections with splice links. Order one per track section. Order one low-beam endstop (sold in pairs). See chart below.

Use flanged track when mounting to carbon spars. Track features a groove for racing sails with boltropes or slugs.

Mast Track

Part No.	Description	Length		Weight		Fastener spacing		Fastening method
		in	m	oz/ft	g/m	in	mm	
3853	Slug-mount track	81 ¹⁵ / ₁₆	2.08	9.28	863	3 ³ / ₁₆	100	Mounting slugs
3858.2M	Flanged track	78 ³ / ₄	2	17.38	1619	—	—	Adhesive
3858.6M	Flanged track	236 ¹ / ₄	6	17.38	1619	—	—	Adhesive

Traveler Track: Drill/Tap

Part No.	Description	Splice link	Endstop	Ordering information	Fastening method
3154/3162	Big Boat track	3153	548	page 114	Drilling and tapping

Mounting Kits and Endstops

Mounting kit slugs are available for flat mast grooves. Order one kit per track section.

Use pinstop endstop to easily remove cars and mainsail. Order one kit only.

Mounting kit
3854



Endstop kit/fixd
3855



Endstop kit/pinstop
3875



Track Mounting Kits: Slug Mount

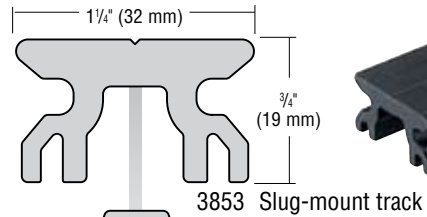
Part No.	Description	Mounting slug				Mounting slugs/kit	Connector slug				Fits flat mast groove gap				
		Length in	Length mm	Weight oz	Weight g		Length in	Length mm	Weight oz	Weight g	Connector slugs/kit	Min in	Min mm	Max in	Max mm
3854	Flat mast groove	1	25	.60	17	19	4 ⁷ / ₈	105	2.49	70	1	⁷ / ₁₆	11	⁵ / ₈	16

Endstop Kits: Slug Mount

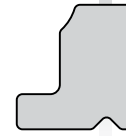
Part No.	Description	Track end length		Weight		Mounting slugs/kit
		in	mm	oz	g	
3855	Flat mast groove/fixd (pair)*	—	—	1.21	34	2
3875	Flat mast groove/pinstop*	17	432	30	853	5

M8 x 1.25 x 40 mm fasteners *Not for flanged track

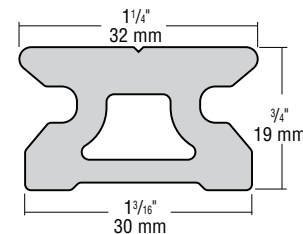
Mainsail luff length		Number of track sections
ft	m	
56'3" - 61'6"	17.15 - 18.75	9
61'7" - 68'4"	18.77 - 20.83	10
68'5" - 75'2"	20.85 - 22.91	11
75'3" - 82'	22.94 - 24.99	12
82'1" - 88'10"	25.02 - 27.08	13
88'11" - 95'8"	27.10 - 29.16	14
95'9" - 97'2"	29.19 - 29.62	15



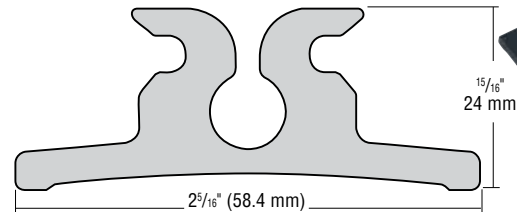
3853 Slug-mount track



3854 Mounting kit
3855 Endstop kit/fixd
3875 Endstop kit/pinstop



3154/3162 Big Boat traveler track



3858 Flanged track